


# Instructions of Adding Treads



## Step 1:

Assemble the base



### Parts:

1x16 technic beam x 2

1x8 technic beam x 4

1x8 plate x 2

Friction peg x 8



## Step 2:

Assemble treads

### Parts:


Wheel x 4 Tread x 2


8 axle x 2 6 axle x 2

Half bushing x 4

Full bushing x 6




16 tooth gear x 2





Make 2 sets

View from the front



Put the treads on the base

